

[Home](#) > Product Details

## UAF500S



### Features

- Harmonic attenuator, PFC (Complies with IEC61000-3-2)
- Universal input (AC85-264V)
- Built-in Inrush Current Protection
- Power factor 0.99
- Remote sensing
- Parallel and Master-Slave operation
- Thin profile
- Built-in Over Current Protection
- Built-in Over Voltage Protection
- RoHS Compliant

### Safety Agency Approvals

UL1950, CSA C22.2 No.234, EN60950, VDE0160

### EMI Compliance

- FCC-B
- CISPR22-B
- EN55022-B
- VCCI-B

**3 year warranty(refer to Instruction Manual)**

Model	Input Voltage [V]	Output Wattage [W]	DC Output [V/A]
UAF500S-3	AC 85 - 264	300	3V 100A
UAF500S-5	AC 85 - 264	500	5V 100A
UAF500S-12	AC 85 - 264	516	12V 43A
UAF500S-24	AC 85 - 264	528	24V 22A
UAF500S-48	AC 85 - 264	528	48V 11A



RoHS



- ① Series name
- ② Universal input
- ③ Output wattage
- ④ Single output
- ⑤ Output voltage
- ⑥ Optional
- C :with Coating
- F :with Fan unit
- G :Low leakage current
- R :with Remote ON/OFF

RoHS : Please consult us for details

The forced air with the fan is necessary.

MODEL	UAF500S-3	UAF500S-5	UAF500S-12	UAF500S-24	UAF500S-48
MAX OUTPUT WATTAGE[W]	300	500	516	528	528
DC OUTPUT	3V 100A	5V 100A	12V 43A	24V 22A	48V 11A

SPECIFICATIONS

	MODEL	UAF500S-3	UAF500S-5	UAF500S-12	UAF500S-24	UAF500S-48	
INPUT	VOLTAGE[V]	AC85 - 264 1 φ (Rated input:AC100 / 200)					
	CURRENT[A]	ACIN 100V	4.5typ (Io=100%)	6.8typ (Io=100%)			
		ACIN 200V	2.3typ (Io=100%)	3.4typ (Io=100%)			
	FREQUENCY[Hz]	50/60 (47 - 63)					
	EFFICIENCY[%]	67typ	74typ	77typ	77typ	80typ	
	POWER FACTOR	0.99typ (At rated input/output)					
	INRUSH CURRENT[A]	ACIN 100V	15typ (Io=100%)				
ACIN 200V		30typ (Io=100%)					
LEAKAGE CURRENT[ma]	0.75max						
OUTPUT	VOLTAGE[V]	3	5	12	24	48	
	CURRENT[A]	100	100	43	22	11	
	LINE REGULATION[mV]	40max	40max	80max	100max	192max	
	LOAD REGULATION[mV]	80max	80max	120max	160max	300max	
	RIPPLE[mVp-p]	0 to +50°C *1	100max	100max	120max	120max	150max
		-10 - 0°C *1	120max	120max	150max	150max	200max
	RIPPLE NOISE[mVp-p]	0 to +50°C *1	120max	120max	150max	150max	350max
		-10 - 0°C *1	180max	180max	200max	200max	400max
	TEMPERATURE REGULATION[mV]	40max	50max	160max	200max	480max	
	DRIFT[mV]	*2	12max	20max	48max	96max	192max
START-UP TIME[ms]	800max (ACIN 85V, Io=100%)						
HOLD-UP TIME[ms]	30typ	20typ					
OUTPUT VOLTAGE ADJUSTMENT RANGE[V]	2.85 - 3.6	+10%, -5%					
PROTECTION CIRCUIT AND OTHERS	OVERCURRENT PROTECTION	Works over 105% of rating and recovers automatically					
	OVERVOLTAGE PROTECTION	4.00 - 5.25V	Works at 115 - 140% of rating				
	OPERATING INDICATION	LED (Green)					
	REMOTE SENSING	Provided					
ISOLATION	INPUT-OUTPUT	AC3,000V 1minute, Cutoff current = 25mA, DC500V 50MΩ min (At Room Temperature)					
	INPUT-FG	AC2,000V 1minute, Cutoff current = 25mA, DC500V 50MΩ min (At Room Temperature)					
	OUTPUT-FG	AC500V 1minute, Cutoff current = 100mA, DC500V 50MΩ min (At Room Temperature)					
ENVIRONMENT	OPERATING TEMP.,HUMID.AND ALTITUDE	-10 to +60°C, 10 - 90%RH (Non condensing) (Refer to DERATING CURVE), 3,000m (10,000feet) max					
	STORAGE TEMP.,HUMID.AND ALTITUDE	-20 to +75°C, 10 - 90%RH (Non condensing), 9,000m (30,000feet) max					
	VIBRATION	10 - 55Hz, 19.6m/s <sup>2</sup> (2G), 3minutes period, 60minutes each along X, Y and Z axis					
	IMPACT	196.1m/s <sup>2</sup> (20G), 11ms, once each X, Y and Z axis					
SAFETY AND NOISE REGULATIONS	AGENCY APPROVALS	UL60950-1, CSA C22.2 No.234, EN60950-1, EN50178 Complies with IEC60950-1					
	CONDUCTED NOISE	Complies with FCC-B, CISPR22-B, EN55022-B, VCCI-B					
	HARMONIC ATTENUATOR	Complies with IEC61000-3-2					
OTHERS	CASE SIZE/WEIGHT	140×45×278 (308) mm (without terminal block) (W×H×D) /2.4kg max, 2.6kg max (with fan unit)					
	COOLING METHOD	Forced air					

\*1 Measured by 20MHz oscilloscope or Ripple-Noise meter(equivalent to KEISOKU-GIKEN:RM101).

\*2 Drift is the change in DC output for an eight hour period after a half-hour warm-up at 25°C, with the input voltage held constant at the rated input/output.

External view

<PIN CONNECTION>

TB1

Marking	Function
AC1	Input(L)
AC2	Input(N)
NC	
FG	Frameground

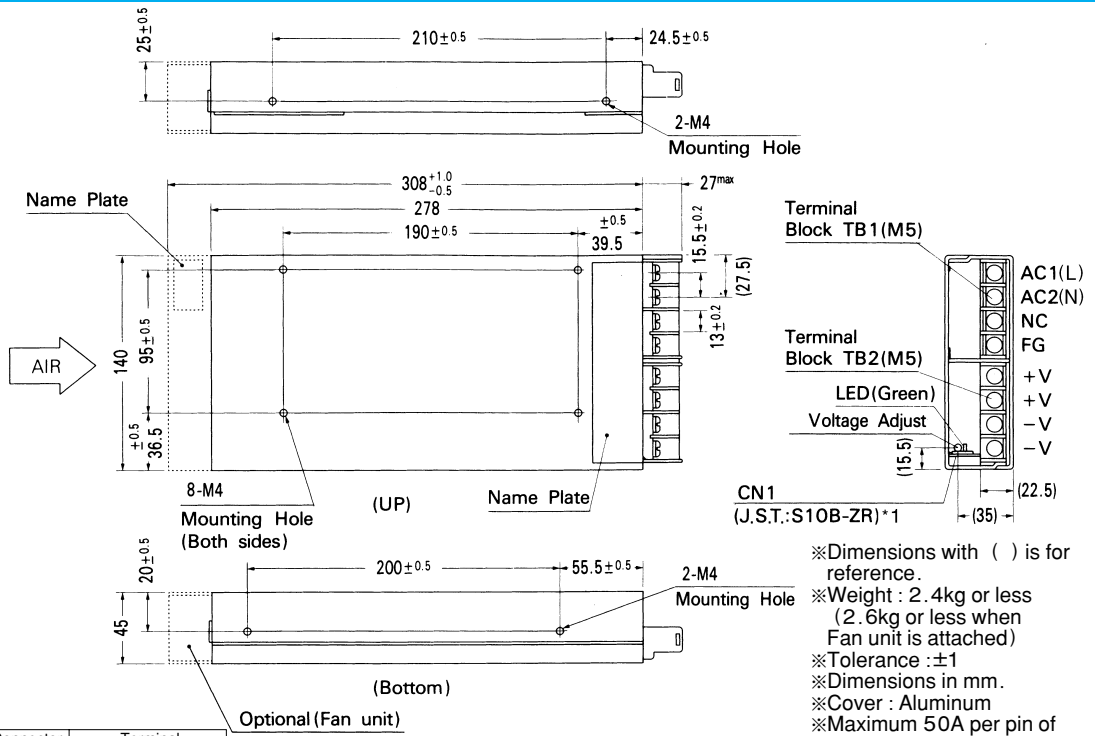
TB2

Marking	Function
+V	+Output
+V	+Output
-V	-Output
-V	-Output

CN1 \*A\* means connection is not possible.

Pin	No.
1	A
2	A
3	A
4	-M
5	-S
6	+M
7	A
8	+S
9	VB
10	CB

I/O Connector	Mating Connector	Terminal
CN1 S10B-ZR	ZHR-10	Chain: SZH-002T-P0.5 Loose: BZH-002T-P0.5 (Mfr. J.S.T.)

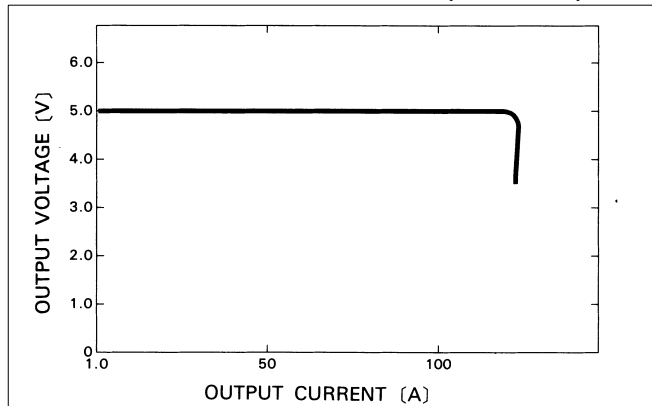


- ※Dimensions with ( ) is for reference.
- ※Weight : 2.4kg or less (2.6kg or less when Fan unit is attached)
- ※Tolerance : ±1
- ※Dimensions in mm.
- ※Cover : Aluminum
- ※Maximum 50A per pin of TB2 .
- \*1 when shipment, connector for -M, -S and +M, +S is attached.

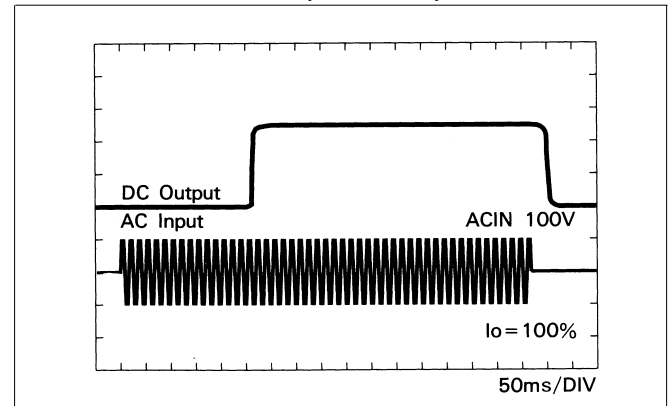
※Mounting torque:  
1.2N·m (12.8kgf·cm) max

Performance data

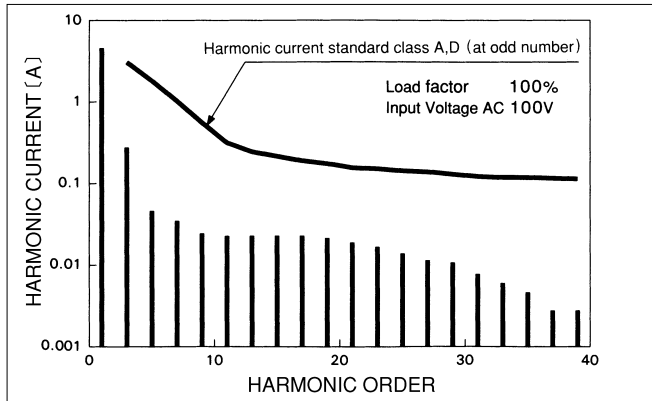
OVERCURRENT CHARACTERISTICS (UAF500S-5)



RISE TIME & FALL TIME (UAF500S-5)



HARMONIC CURRENT (UAF500S-5)



HARMONIC CURRENT (UAF500S-5)

